



Auglaize County Residents Enrolled



Total Adults & Children Served	March 2026	January 2026
Adults (Ages 22+)	161	161
Children (Ages 0-21)	259	256
Birth to Age 3	95	90
Ages 3-5	47	48
Ages 6-21	117	118

Of the 180 individuals on the path to employment, 24% are currently employed and 18% are actively searching for employment.

Services Provided

	0-3	3-21	22+
I/O Waivers	1	7	67
Level 1 Waivers	-	8	68
Self Waivers	-	1	-
Adult Day Services: Non-Waivers	-	2	21
Developmental Specialists	68	-	-
Occupational Therapy	6	-	-
Physical Therapy	23	-	-
Speech Therapy	17	-	-
Vision Services	5	-	-
Hearing Services	2	-	-
PLAY Project	-	9	-

County Board Funded



Recent Highlights


» Participated in multiple Legislative Advocacy opportunities.



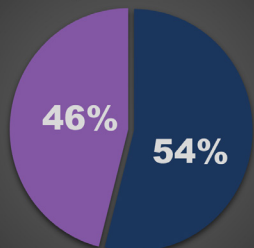
» Presented "Disability Inclusion: Being an Ally" to sixth grade students and read the book *Just Ask. Be Different, Be Brave, Be you* to second graders from all six Auglaize County school districts.



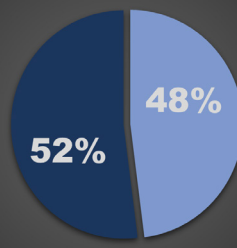
» 25 independent and agency partners attended the annual hybrid provider relations meeting. Auglaize DD speakers were joined by representatives from DODD and WestCON.



Overall Budget vs YTD Expenditure



Overall Budget vs YTD Revenue



Budget Available \$6,796,631
Budget Spent \$3,641,796

Revenue Outstanding \$5,780,042
Revenue Received \$2,766,225

March Monthly Expenses = \$241,535



Upcoming Events

- » April is Autism Awareness and Acceptance Month
- » April 13th: Board Member Training
- » May 26th: Regional Advocacy Meeting