



Auglaize County Residents Enrolled



Total Adults & Children Served	March 2024	February 2024
Adults (Ages 22+)	152*	150
Children (Ages 0-22)	258	261
Infants/Toddlers (0-3)	97	98
Children (Ages 3-15)	115	118
Transition (Ages 16-22)	46	45

* Of the 152 adults served, 26% are currently employed and an additional 26% are actively searching for employment.

Services Provided

	0-3	3-22	22+
I/O Waivers	-	4	70
Level 1 Waivers	-	6	63
Self Waivers	-	1	-
Adult Day Services: Non-Waivers	-	-	20
Developmental Specialists	59	-	-
Occupational Therapy	12	-	-
Physical Therapy	28	-	-
Speech Therapy	29	-	-
PLAY Project	2	6	-

County Board Funded



Monthly Summary

» Individuals, providers and staff gathered to review and analyze data to identify and report on trends and patterns of major unusual incidents.




» Reading to local 2nd graders - *The ABC's of Inclusion*.



» DD Awareness & Advocacy Day at the Ohio Statehouse



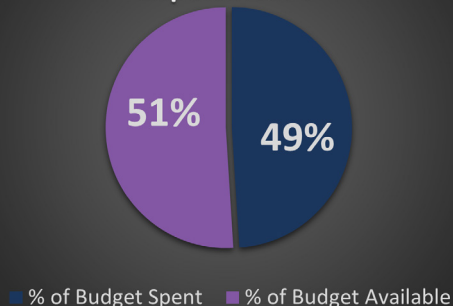
» Giving Back to the Community - 5th Annual Red Cross Blood Drive



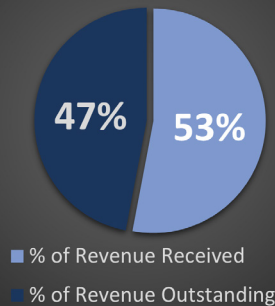
Upcoming Events

- » April is Autism Awareness and Acceptance Month
- » April 12th: Play with a Purpose
- » April 25th: SALT Bowling Night

Overall Budget vs YTD Expenditure



Overall Budget vs YTD Revenue



Budget Available	\$5,615,377
Budget Spent	\$2,760,753

Revenue Outstanding	\$5,617,420
Revenue Received	\$2,999,965

March Monthly Expenses = \$226,642